


[ ]

[ ]

CALL TO ACTION

ACT 1: SETUP (YOUR CUSTOMER'S EXPERIENCE)



[ ]



[ ]



[ ]

[ ]

[ ]

[ ]

[ ]


[ ]






*If your product or service doesn't solve a deep, felt need then talk about features or benefits instead. Check out any of Apple's product pages for an example.*

CALL TO ACTION

[ ]



CALL TO ACTION




CALL TO ACTION

CALL TO ACTION





CALL TO ACTION



Empty rectangular box for a title or header.

Form layout 1: Three stacked input fields with a blue underline on the middle one, and a large empty box below. Includes an orange "CALL TO ACTION" button at the bottom.


Form layout 2: Three stacked input fields with a blue underline on the middle one, and a large empty box below. Includes an orange "CALL TO ACTION" button at the bottom.

Form layout 3: Three stacked input fields with a blue underline on the middle one, and a large empty box below. Includes an orange "CALL TO ACTION" button at the bottom.

Choose one of these options, based on what works best with your business.

The Pricing section above is great if you sell products or productized services.

The "What you get" list with the form below is perfect for service-based businesses that want people to fill out a form.




Empty rectangular box for a title or header.

Large empty rectangular box for a list or form content.

First Name

Last Name

Company

Job Title

Email Address

Phone Number

Country

CALL TO ACTION

Contact Info

Menu

CALL TO ACTION

Follow us:   